

Using passenger loading zones in Brisbane



Dedicated to a better Brisbane

This fact sheet has information about passenger loading zones and provides motorists and their passengers advice on how they can be used to safely set down and pick up passengers.

Definitions for the purpose of this factsheet

What is the difference between stopping and parking?

A vehicle is considered stopped once the vehicle has become stationary. A vehicle is considered parked if the vehicle is stopped for more than two minutes or is left unattended (driver is more than 3m away from the vehicle).

What is a commercial vehicle?

A commercial vehicle is any motor vehicle (excluding a car or motorbike) constructed, fitted or equipped for the carriage of goods or affixed with a commercial vehicle permit issued by Council. Visit brisbane.qld.gov.au and search 'commercial vehicle' to view a map of commercial loading locations in the CBD and find information on applying for a commercial vehicle parking permit.

What is a passenger loading zone?

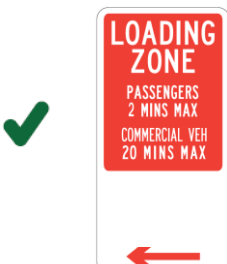
Passenger loading zones help to manage the demand for parking and optimise the use of limited kerbside space. Passenger loading zones also provide drivers (including ride share drivers and motorcyclists) with opportunities to safely set down and pick up passengers and goods.

Where can drivers set down and pick up passengers?



Two-minute passenger loading zones

- A vehicle may be stopped in a passenger loading zone for up to two minutes.
If a motorist is dropping off or picking up a person with a disability, the vehicle may be stopped in a passenger zone for up to five minutes.
- Visit brisbane.qld.gov.au and search 'passenger loading zone' to view a map of locations in the CBD.



Passenger and commercial combined loading zones

- Passenger vehicle drivers may stop for up to two minutes.
- Commercial vehicles may be stopped for up to 20 minutes while goods are loaded or unloaded.
- Passenger only vehicles with a current commercial vehicle permit issued by Council may stop for up to 20 minutes



Commercial Vehicle Only

- Commercial vehicles may stop for up to 20 minutes while goods are loaded or unloaded
- Passenger only vehicles with a current commercial vehicle permit issued by Council may stop for up to 20 minutes
- Passenger only vehicles must not stop or park within a commercial vehicle only zone

To assist drivers in identifying loading zones, Council has installed enhanced loading zone signs with blue and white posts and larger sign panels at high use locations, to help identify if the zone is passenger only, commercial only or combined.



No Parking zones

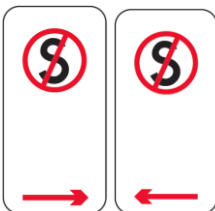
- Drivers are permitted to stop to set down and pick up passengers or goods in No Parking zones.
- A driver may stop in a No Parking zone for up to two minutes and must stay within three metres of their vehicle at all times.
- Drivers may only stop in a No Parking zone when it is safe to do so and must not cause any obstruction to traffic.



Metered restricted parking spaces


- Drivers may stop in available metered and time restricted parking spaces to set down and pick up passengers.
- Drivers must check the parking signage to ensure they do not stop during clearway periods or other signed no stopping periods.

Where are drivers not permitted to set down and pick up passengers?



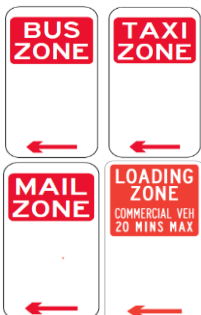
No Stopping zones

- No Stopping zones are implemented where parking or loading activities may cause safety or traffic operation issues.
- Drivers must not set down or pick up passengers in a No Stopping zone (posted with No Stopping signs or marked with yellow lines).
- Queensland Road Rules also have statutory No Stopping zones at intersections, crossings and certain types of roads.



Clearways

- Clearways improve traffic flow during peak times and are for public safety.
- Some clearway areas operate only during certain times of the day.
- The clearway sign will show the times of operation. If there are no times on the sign, the clearway applies 24 hours a day.
- You must not stop in a clearway for any reason. This includes not setting down or picking up passengers, even when stopped at traffic lights or in traffic.



Special use zones

- Special use zones including but not limited to Transit Lanes, Bus Lanes, Bus Zones, Taxi Zones, Mail Zones and commercial loading zones are for the exclusive use by designated vehicles.
- A driver must not stop at a road section under these restrictions, unless authorised.

For more information

For more information on parking options in the CBD, visit brisbane.qld.gov.au and search 'parking in Brisbane' or phone Council on 3403 8888.

